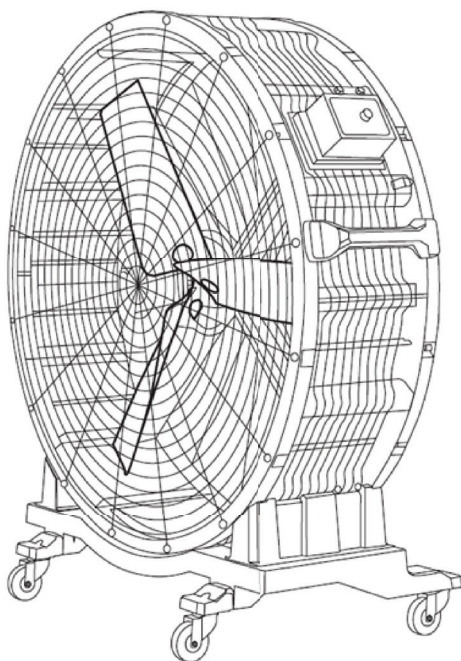




FANMASTER

COOLING HEATING VENTILATION EXTRACTION

INSTRUCTION MANUAL



INDUSTRIAL FLOOR FAN 1.2M

MODEL: VELOCITY1.2

FOR INDUSTRIAL USE ONLY

1 YEAR WARRANTY

TO PREVENT SERIOUS INJURY, READ & UNDERSTAND ALL WARNINGS & INSTRUCTIONS BEFORE USE. PLEASE KEEP THIS DOCUMENT FOR YOUR RECORDS

FOR YOUR INFORMATION

Thank you for purchasing a Fanmaster Industrial Floor Fan. Please read this instruction manual carefully before using this appliance.

Disclaimer:

Fanmaster reserves the right to make alterations to specifications, quantities, dimensions, for production or other reasons, subsequent to publication.

While we believe the information is accurate and complete, we make no warranty or representation for any particular purposes. The information is offered in good faith and with the understanding that any use of the units or accessories in breach of the directions and warnings in this document is at the sole discretion and risk of the user

Disposal Guidelines:

Do not dispose of this product with general household waste. This product must be disposed according to the laws governing Waste Electrical and Electronic Equipment. If required, contact your local authorities for information regarding the available disposal facilities.



1. GENERAL SAFETY RULES & WARNINGS



- PLEASE READ INSTRUCTIONS CAREFULLY.
- PLACE INSTRUCTION MANUAL IN A SAFE PLACE FOR FUTURE REFERENCE. DO NOT ALLOW ANYONE WHO HAS NOT READ THESE INSTRUCTIONS TO ASSEMBLE, ADJUST OR OPERATE THIS APPLIANCE.
- IF THE INFORMATION IN THIS MANUAL IS NOT FOLLOWED EXACTLY, A FIRE OR EXPLOSION MAY RESULT IN CAUSING PROPERTY DAMAGE, SERIOUS INJURY OR LOSS OF LIFE.
- FAILURE TO COMPLY WITH THE PRECAUTIONS AND INSTRUCTIONS PROVIDED WITH THIS APPLIANCE, CAN RESULT IN DEATH, SERIOUS INJURY AND PROPERTY LOSS OR DAMAGE FROM HAZARDS OF FIRE, EXPLOSION, BURN, AND/OR ELECTRICAL SHOCK.
- ONLY PERSONS WHO CAN UNDERSTAND AND FOLLOW THE INSTRUCTIONS SHOULD USE OR SERVICE THIS APPLIANCE. IF YOU NEED ASSISTANCE OR REQUIRE INFORMATION SUCH AS AN INSTRUCTION MANUAL, LABELS, ETC. CONTACT FANMASTER.
- DO NOT STORE OR USE GASOLINE, PETROL OR ANY OTHER FLAMMABLE OR COMBUSTIBLE VAPORS AND LIQUIDS IN THE VICINITY OF THIS APPLIANCE.
- FIRE, BURN, INHALATION, AND EXPLOSION HAZARD. KEEP SOLID COMBUSTIBLES, SUCH AS BUILDING MATERIALS, PAPER OR CARDBOARD, A SAFE DISTANCE AWAY FROM THE APPLIANCE. NEVER USE THE APPLIANCE IN SPACES WHICH DO OR MAY CONTAIN VOLATILE OR AIRBORNE COMBUSTIBLES, OR PRODUCTS SUCH AS GASOLINE, SOLVENTS, PAINT THINNER, DUST PARTICLES OR UNKNOWN CHEMICALS.
- THE ELECTRICAL SYSTEM TO WHICH THE APPLIANCE IS CONNECTED MUST COMPLY WITH LOCAL REGULATIONS. A RESIDUAL-CURRENT DEVICE (RCD) MUST BE INSTALLED.
- UNPLUG THE APPLIANCE BEFORE PERFORMING ANY MAINTENANCE OPERATIONS.
- ALWAYS CHECK THE POWER CABLE BEFORE USING THE APPLIANCE. IT MUST NOT BE BENT, TAUT, STRETCHED, CRUSHED OR ANY WAY DAMAGED.
- IF THE POWER CORD AND/OR PLUG IS DAMAGED, IT MUST BE REPLACED BY FANMASTER, A SERVICE AGENT OR A QUALIFIED PERSONS.
- DO NOT COVER THE FAN GUARD OR MOTOR.
- DO NOT LEAVE THE APPLIANCE UNATTENDED WHEN IN USE.
- NEVER USE THE APPLIANCE WHEN EITHER THE APPLIANCE OR THE POWER CABLE IS WET.
- CHILDREN SHOULD BE SUPERVISED TO ENSURE THAT THEY DO NOT PLAY WITH THE APPLIANCE.
- THE APPLIANCE IS NOT INTENDED FOR USE BY PERSONS (INCLUDING CHILDREN) WITH REDUCED PHYSICAL, SENSORY OR MENTAL CAPABILITIES, OR LACK OF EXPERIENCE & KNOWLEDGE.
- DO NOT PUT OBJECTS INTO THE FAN GUARD & BLADE.
- DO NOT CLIMB OR STACK THINGS ON THE APPLIANCE.

2. PRODUCT DESCRIPTION & SPECIFICATIONS

PRODUCT DESCRIPTION

The Fanmaster Velocity1.2 Industrial Floor Fan is equipped with a permanent magnet motor for improved efficiency and an extended lifespan. This motor also generates a maximum airflow of 10,555 L/s with an airflow distance of up to 45m.

The Velocity1.2 has variable speed control, allowing you to adjust the airflow to your needs. It also has two fixed casters and two swivel casters for easy portability.

SPECIFICATIONS

MODEL	VELOCITY1.2
Motor (W)	600
Voltage/Hz	220/60
Current (A)	3.95
Plug Connection	3 Pin 10a
Fan Speed	Variable
Max Speed	440 RPM
Fan Blade Diameter (m)	1.25
Fan Blade Material	Reinforced PP
Motor Type	PMSM Motor
Airflow (L/s)	10,555
Airflow Distance (m)	40-45
Coverage Area (m ²)	400-500
dBa	65 (distance 5m)
Measurements (cm)	L150xW79xH165
Net Weight (kg)	60


The Velocity 1.2 Industrial Floor Fan leverages a permanent magnet motor, resulting in increased energy efficiency and enhanced durability.



3. ASSEMBLING & OPERATING INSTRUCTIONS

Remove the appliance from the carton. If the appliance is damaged, please contact Fanmaster or where you purchased the appliance from.

Operating Instructions

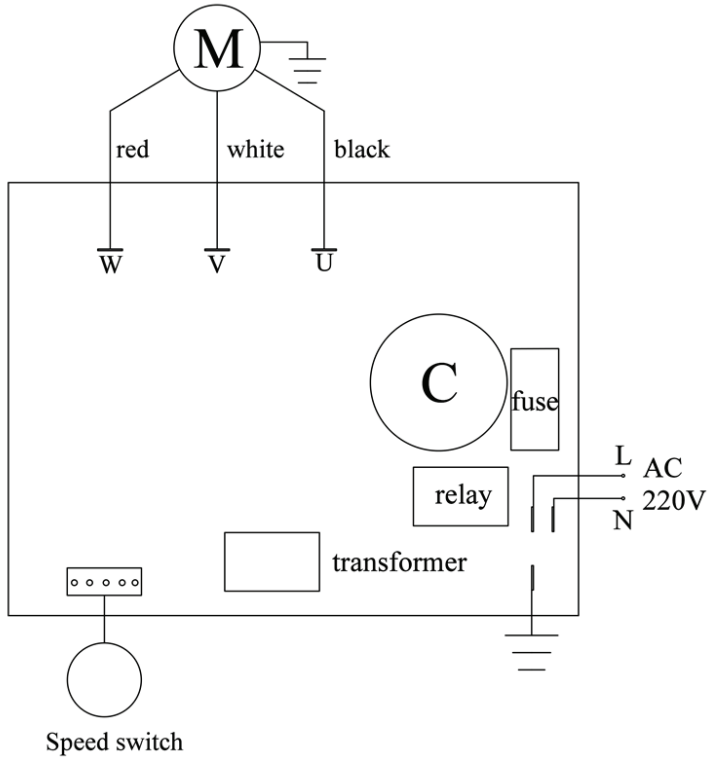
1. Place the fan on an even surface.
2. Connect the plug to the relevant power source.
3. The fan is not suitable in environments that is too moist or corrosive.
4. The fan has variable fan speed.
5. The fan is designed to operate in ambient temperatures up to 40 degrees celsius. If the temperature rises above 40 degrees celsius, turn the fan OFF to avoid damage.  $t_a 40^{\circ}\text{C}$

4. CLEANING, MAINTENANCE & STORAGE

- Before starting any maintenance task, shut down and unplug the fan.
- Do not attempt any electrical repair yourself. If the fan needs service or repair, contact a qualified persons.
- When cleaning, make sure that water does not enter the unit.
- Do not open the enclosure to clean the inner parts. Do not spray water into the heater.
- Never use solvents, gasoline, toluene and similar aggressive chemicals to clean the heater.

Regularly wipe the enclosure & guards using a soft sponge or cloth. For very dirty parts, use a sponge wet with lukewarm water and a mild detergent, then dry using a clean cloth. Regularly inspect the power cable: if worn, cracked or damaged have it replaced by a qualified persons only. Before storing the fan, make sure it is perfectly cool and dry. Cover the fan with a blanket or tarp and store it in a dry, ventilated place.

5. WIRING DIAGRAM



6. WARRANTY

Any claim under this warranty must be made within 12 months of the date of purchase of the product. To make a claim under the warranty, take the product (with proof of purchase) to the store where you purchased the product or go to <https://www.fanmaster.com.au/support>.

This warranty is given by Fanmaster Pty Ltd
ABN: 45 353 934 457
Unit 1/6-8 Yalgar Rd, KIRRAWEE NSW 2232
P: 1300 900 345
E: support@fanmaster.com.au

This warranty is provided in addition to other rights and remedies you have under law: Our goods come with guarantees which cannot be excluded under the Australian Consumer Law. You are entitled to replacement or refund for a major failure and to compensation for other reasonably foreseeable loss or damage. You are also entitled to have the goods repaired or replaced if the goods fail to be of acceptable quality and the failure does not amount to a major failure.

Exclusions: This warranty does not cover:

- Any defects caused by an accident, misuse, abuse, improper installation or operation, lack of reasonable care, unauthorized modification, loss of parts, tampering or attempted repair by a person not authorized by the distributor.
- Any product that has not been installed, operated or maintained to a satisfactory level.
- Any damage caused by improper power input or improper cable connection.

7. WARRANTY VALIDATION

Register Your Product

> **Warranty Management**

Validate your warranty, and receive notification 14 days prior to expiration.

> **Warranty Extension Available**

Add extended warranty to give you peace of mind.

> **Product Updates**

Latest news and updates on Fanmaster products.



REGISTER

www.fanmaster.com.au/warranty-registration



Fanmaster Pty Ltd | 1/6-8 Yalgar Road, KIRRAWEE NSW 2232
1300 900 345 | sales@fanmaster.com.au | www.fanmaster.com.au



N11664
MADE IN CHINA