




FANMASTER

COOLING HEATING VENTILATION EXTRACTION

INSTRUCTION MANUAL



NF

FLOOR FAN

MODEL: NFFL45

1 YEAR WARRANTY

TO PREVENT SERIOUS INJURY, READ & UNDERSTAND ALL WARNINGS & INSTRUCTIONS BEFORE USE. PLEASE KEEP THIS DOCUMENT FOR YOUR RECORDS

FOR YOUR INFORMATION

Thank you for purchasing a Fanmaster National Fans (NF) Floor Fan. Please read this instruction manual carefully before using this appliance.

Disclaimer:

Fanmaster reserves the right to make alterations to specifications, quantities, dimensions, for production or other reasons, subsequent to publication.

While we believe the information is accurate and complete, we make no warranty or representation for any particular purposes. The information is offered in good faith and with the understanding that any use of the units or accessories in breach of the directions and warnings in this document is at the sole discretion and risk of the user.

Disposal Guidelines:

Do not dispose of this product with general household waste. This product must be disposed according to the laws governing Waste Electrical and Electronic Equipment. If required, contact your local authorities for information regarding the available disposal facilities.



1. GENERAL SAFETY RULES & WARNINGS



- PLEASE READ INSTRUCTIONS CAREFULLY.
- PLACE INSTRUCTION MANUAL IN A SAFE PLACE FOR FUTURE REFERENCE. DO NOT ALLOW ANYONE WHO HAS NOT READ THESE INSTRUCTIONS TO ASSEMBLE, ADJUST OR OPERATE THIS APPLIANCE.
- IF THE INFORMATION IN THIS MANUAL IS NOT FOLLOWED EXACTLY, A FIRE OR EXPLOSION MAY RESULT IN CAUSING PROPERTY DAMAGE, SERIOUS INJURY OR LOSS OF LIFE.
- FAILURE TO COMPLY WITH THE PRECAUTIONS AND INSTRUCTIONS PROVIDED WITH THIS APPLIANCE, CAN RESULT IN DEATH, SERIOUS INJURY AND PROPERTY LOSS OR DAMAGE FROM HAZARDS OF FIRE, EXPLOSION, BURN, AND/OR ELECTRICAL SHOCK.
- ONLY PERSONS WHO CAN UNDERSTAND AND FOLLOW THE INSTRUCTIONS SHOULD USE OR SERVICE THIS APPLIANCE. IF YOU NEED ASSISTANCE OR REQUIRE INFORMATION SUCH AS AN INSTRUCTION MANUAL, LABELS, ETC. CONTACT FANMASTER.
- DO NOT STORE OR USE GASOLINE, PETROL OR ANY OTHER FLAMMABLE OR COMBUSTIBLE VAPORS AND LIQUIDS IN THE VICINITY OF THIS APPLIANCE.
- FIRE, BURN, INHALATION, AND EXPLOSION HAZARD. KEEP SOLID COMBUSTIBLES, SUCH AS BUILDING MATERIALS, PAPER OR CARDBOARD, A SAFE DISTANCE AWAY FROM THE APPLIANCE. NEVER USE THE APPLIANCE IN SPACES WHICH DO OR MAY CONTAIN VOLATILE OR AIRBORNE COMBUSTIBLES, OR PRODUCTS SUCH AS GASOLINE, SOLVENTS, PAINT THINNER, DUST PARTICLES OR UNKNOWN CHEMICALS.
- THE ELECTRICAL SYSTEM TO WHICH THE APPLIANCE IS CONNECTED MUST COMPLY WITH LOCAL REGULATIONS. A RESIDUAL-CURRENT DEVICE (RCD) MUST BE INSTALLED.
- UNPLUG THE APPLIANCE BEFORE PERFORMING ANY MAINTENANCE OPERATIONS.
- ALWAYS CHECK THE POWER CABLE BEFORE USING THE APPLIANCE. IT MUST NOT BE BENT, TAUT, STRETCHED, CRUSHED OR ANY WAY DAMAGED.
- IF THE POWER CORD AND/OR PLUG IS DAMAGED, IT MUST BE REPLACED BY FANMASTER, A SERVICE AGENT OR A QUALIFIED PERSONS.
- DO NOT COVER THE FAN GUARD OR MOTOR.
- DO NOT LEAVE THE APPLIANCE UNATTENDED WHEN IN USE.
- NEVER USE THE APPLIANCE WHEN EITHER THE APPLIANCE OR THE POWER CABLE IS WET.
- CHILDREN SHOULD BE SUPERVISED TO ENSURE THAT THEY DO NOT PLAY WITH THE APPLIANCE.
- THE APPLIANCE IS NOT INTENDED FOR USE BY PERSONS (INCLUDING CHILDREN) WITH REDUCED PHYSICAL, SENSORY OR MENTAL CAPABILITIES, OR LACK OF EXPERIENCE & KNOWLEDGE.
- DO NOT PUT OBJECTS INTO THE FAN GUARD & BLADE.
- DO NOT CLIMB OR STACK THINGS ON THE APPLIANCE.

2. PRODUCT DESCRIPTION & SPECIFICATIONS

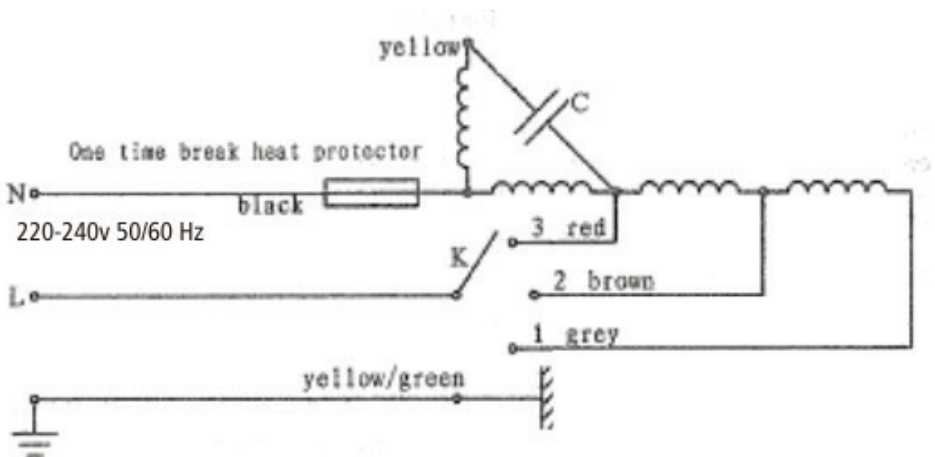
PRODUCT DESCRIPTION

The Fanmaster National Fans (NF) is a high quality entry level 450mm floor fan. It is excellent for circulating air in a wide variety of applications such as offices, lunchrooms, cafes, warehouse and factories.

SPECIFICATIONS

MODEL	NFFL45
Air Flow (L/s)	2000
Diameter (mm)	450
Motor (K/W)	0.165
Voltage/Hz	240/50
Plug Connection	3 Pin 10a
Fan Speed	3
Vertical Adjustment	Yes
Net Weight (kg)	6.5

3. WIRING DIAGRAM



4. ASSEMBLING & OPERATING INSTRUCTIONS

Remove the appliance from the carton. If the appliance is damaged, please contact Fanmaster or where you purchased the appliance from.

Assembly Instructions

1. Attach the stand to the rear fan cover at the pivot point with parts 6, 7 & 8.
2. Attach the front fan cover with locking clips.

Operating Instructions

1. Place the fan on an even surface.
2. Connect the plug to the relevant power source.
3. The fan is not suitable in environments that is too moist or corrosive.
4. The fan has 3 speeds which can be changed by rotating the speed control switch. The numbers 0, 1, 2 and 3. 0 = OFF, 1 = Slow, 2 = Medium, 3 = Fast speeds.
5. Angle adjustment can be adjusted by loosening the adjusting knobs on the side of the fan, the fan can go up or down.

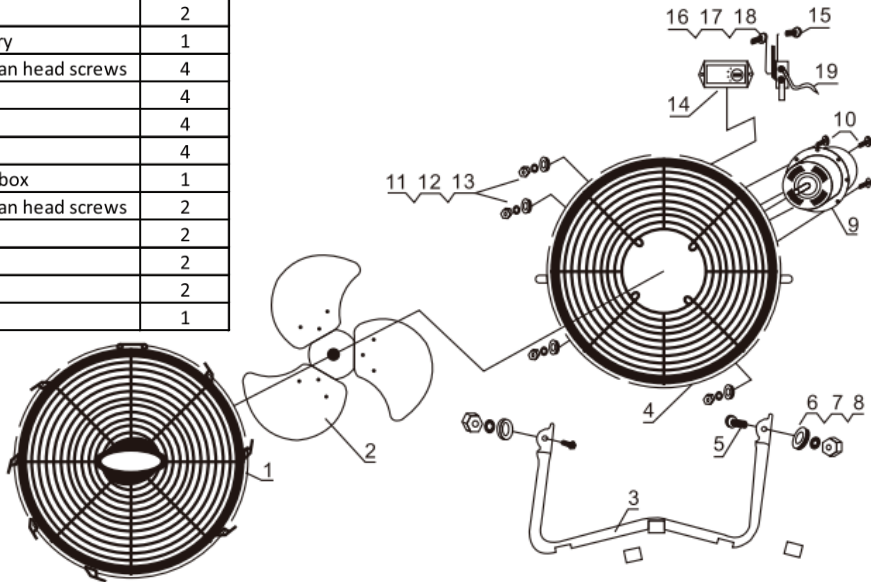
Environment of Use

1. The max relative humidity is 90% (when in 25°C).
2. Below 1000 metres altitude.

Maintenance

1. To ensure prolonged safe use ensure you have this unit inspected, cleaned & moving parts lubricated by a qualified person after every 1000 hours of use.
2. Regularly inspect the cord & plug & do not use if damaged. A license electrician is required to repair or replace the cord & plug.
3. Any other repairs or maintenance must be performed by a qualified person.

Number	Description	Qty
1	Front fan cover	1
2	Fan blade	1
3	Tripod	1
4	Rear fan cover	1
5	Cross recessed pan head screws	2
6	Flat washer	2
7	Spring washer	2
8	Six corner nut	2
9	Electric machinery	1
10	Cross recessed pan head screws	4
11	Square washer	4
12	Spring washer	4
13	Six corner	4
14	Electrical switch box	1
15	Cross recessed pan head screws	2
16	Flat washer	2
17	Spring washer	2
18	Six corner	2
19	Power cord	1



6. WARRANTY

Any claim under this warranty must be made within 12 months of the date of purchase of the product. To make a claim under the warranty, take the product (with proof of purchase) to the store where you purchased the product or go to <https://www.fanmaster.com.au/support>.

This warranty is given by Fanmaster Pty Ltd
ABN: 45 353 934 457
Unit 1/6-8 Yalgar Rd, KIRRAWEE NSW 2232
P: 1300 900 345
E: support@fanmaster.com.au

This warranty is provided in addition to other rights and remedies you have under law: Our goods come with guarantees which cannot be excluded under the Australian Consumer Law. You are entitled to replacement or refund for a major failure and to compensation for other reasonably foreseeable loss or damage. You are also entitled to have the goods repaired or replaced if the goods fail to be of acceptable quality and the failure does not amount to a major failure.

Exclusions: This warranty does not cover:

- Any defects caused by an accident, misuse, abuse, improper installation or operation, lack of reasonable care, unauthorized modification, loss of parts, tampering or attempted repair by a person not authorized by the distributor.
- Any product that has not been installed, operated or maintained to a satisfactory level.
- Any damage caused by improper power input or improper cable connection.

7. WARRANTY VALIDATION

Register Your Product

> **Warranty Management**

Validate your warranty, and receive notification 14 days prior to expiration.

> **Warranty Extension Available**

Add extended warranty to give you peace of mind.

> **Product Updates**

Latest news and updates on Fanmaster products.



REGISTER

www.fanmaster.com.au/warranty-registration



Fanmaster Pty Ltd | 1/6-8 Yalgar Road, KIRRAWEE NSW 2232
1300 900 345 | sales@fanmaster.com.au | www.fanmaster.com.au



N11664
MADE IN CHINA